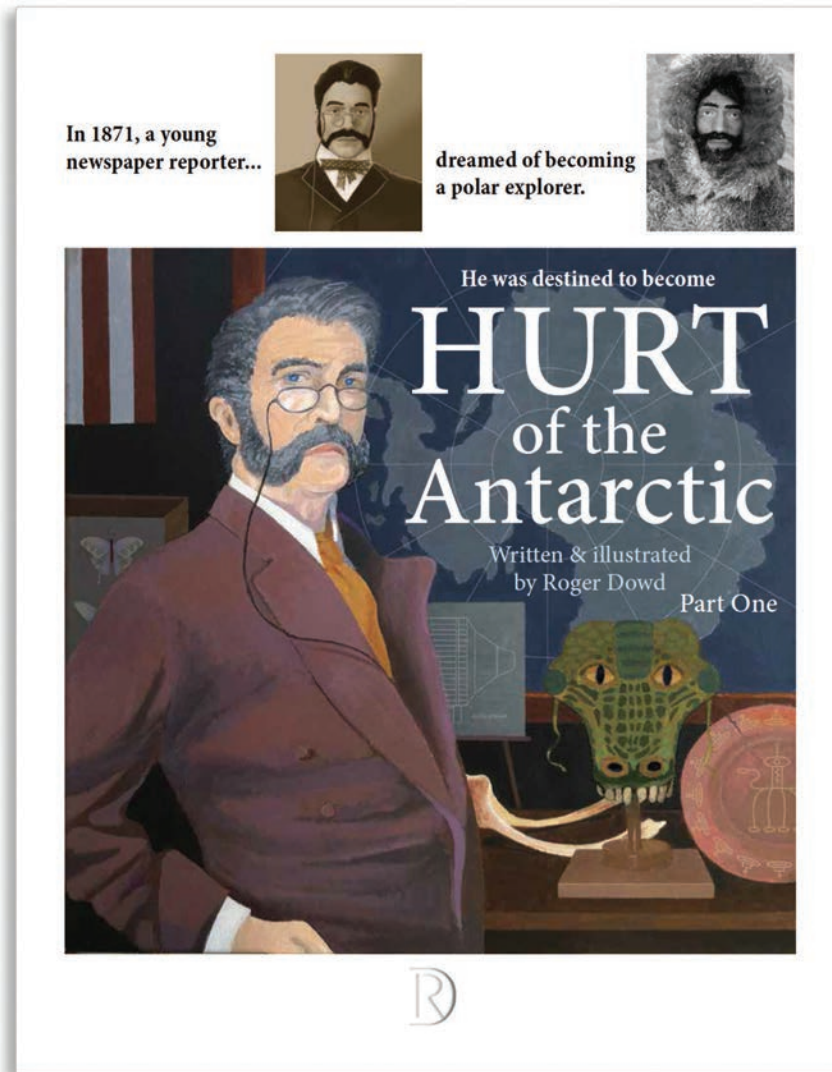


The Creative process:

# A Story Unfolds



View a PDF version online or ask the desk for a printed copy of *Hurt of the Antarctic* for reference.



A number of years ago, inspired by the harrowing story of the 1914-1916 expedition in Antarctica led by Sir Ernest Shackleton, artist Roger Dowd was prompted to begin a work of historical fiction and fantasy celebrating the exploits of a 19th century polar explorer he named Edward Hurt. Through the creation of whimsical artifacts consisting of imitation period news clippings, archaeological objects, photographs and paintings, Roger has created a make-believe museum installation now on display at the Hart Gallery in Brockport. “It is always a work-in-progress,” he says. Exhibit items are tongue-in-cheek and fun, often parodies of 19th Century journalism, advertising and social history.



Roger with his tabletop model of *The Aeolusploion*

The Creative process:  
**The Aeolusploion**



Modelmaking, diorama construction, photography and Photoshop



Action figures dressed and posed with barrels, sleds, boxes, skis, tents and other miniature props made from balsa wood and fabric. The ship is a model of the USS Kearsarge Civil War battleship made from a kit.



**Above:** Snow is a combination of table salt and Styrofoam. Dry ice was blown across background for atmospheric effect. No Photoshop was involved. Figures of different sizes were arranged in perspective. The tabletop diorama was 9 ft. wide by 6 ft. deep.

**Below:** The figures are standing on Styrofoam and salt. Sky, water and icebergs were added in Photoshop.



The Creative process:

# The Ship is Crushed by Ice




Modelmaking  
photography and Photoshop

The Creative process:

## Humanoid Minions At Work




Tabletop construction made of painted balsa wood, plastic crafts store flora, modified action figures and cotton fiberfill for mist effect. Construction was photographed against crumpled aluminum foil. Light rays added in Photoshop





The Creative process:  
Building The Fish Weir Scene

1




The Creative process:  
Building The Fish Weir Scene





The Creative process:  
Building The Fish Weir Scene



The Creative process:  
Building The Fish Weir Scene



The Creative process:  
Building The Fish Weir Scene



The Creative process:  
Building The Fish Weir Scene



The Creative process:  
Building The Fish Weir Scene



The Creative process:  
Building The Fish Weir Scene

